

## Description

The L05045 ECOLine LED Driver is a 40Watt LED Driver with adjustable current setting from 300mA to 1,4A. And has a 1-10V DIM input.

## Electrical specifications - Input / Output

System input voltage nominal	110-240Vac	
System input voltage range	110-240Vac	
Freq.	50/60Hz	
Output current	160mA - 1.4A adjustable (1-10V)	
Operating voltage	Depending on forward voltage of the LED, but 32V max. (min. 16V)	
<b>Specifications</b>	<b>230Vac</b>	<b>110Vac</b>
Driver efficiency (See page 3)	90% @ 25-40W	89% @12-32W
Power factor (See page 3)	0.97	0.99
Nominal line current	195mA	350mA
System input power	45VA (max.)	37VA (max.)
Output power	40 Watt (max.)	32 Watt (max.)
Inrush current	Max. 2x Inom.	Max. 2x Inom.



## Electrical specifications - Load

Number of LEDs at 3.1V Fv	5 - 10
Number of LEDs at 3.5V Fv	4 - 9
Number of LEDs at 4.0V Fv	3 - 8
Dimmer type	1-10V or potmete log 100K
Open circuit voltage	32Vdc
Expected circuit lifetime	80.000 Hr @ Ta 50°C
Ambient temperature (Ta)	-25 to 60°C

## Electrical specifications - Current programming

R (Ω)	I out (mA)	R (Ω)	I out (mA)
∞	1400 -5% +2%	5k6	700 -5% +2%
68k	1200 -5% +2%	2k2	500 - 550
22k	1000 -5% +2%	390e	350 - 400
		0e	300 - 365
Minimum current at minimum DIM level when using the potmeter	160mA		

### Electrical specifications - Protection

Thermal protection	Yes, against overheating	Open circuit protection	Yes
Short circuit protection	Yes	Overvoltage protection	Yes

### Mechanical specifications

Case sizes (LxWxH)	156 x 42 x 32 mm	Leads Pri. and Sec.	0.2mm <sup>2</sup> - 1.5mm <sup>2</sup>
Case Mounting Method	2x Screw (not supplied)	Leads Dim.	0.5mm <sup>2</sup> - 1.5mm <sup>2</sup>
Case material	Plastic	Lead connection method Pri.	Clamp
Case colors	Grey	Lead connection method Sec.	Clamp or Lumoluce connector
Case weight	165 gram	Technical drawing(s)	n.a.
Max. Case temperature (Tc)	80°C		
Storage temperature	-20 to 50°C		

### Approvals

	CE, ENEC-05, KEMA KEUR, RoHS
Immunity	EN 61547
EMI/RFI	EN 55015 (Conducted disturbance) EN 61000-3-2 (Harmonics & crest limits)
Performance	EN 62384
Safety	EN 61347-2-13
RoHS compliant	Yes



### Classifications

Class	II
Fire protection	F, MM
SELV-equivalent	Yes
Independent lamp control gear	Yes
Ingress protection	20
Thermally protection	110°C

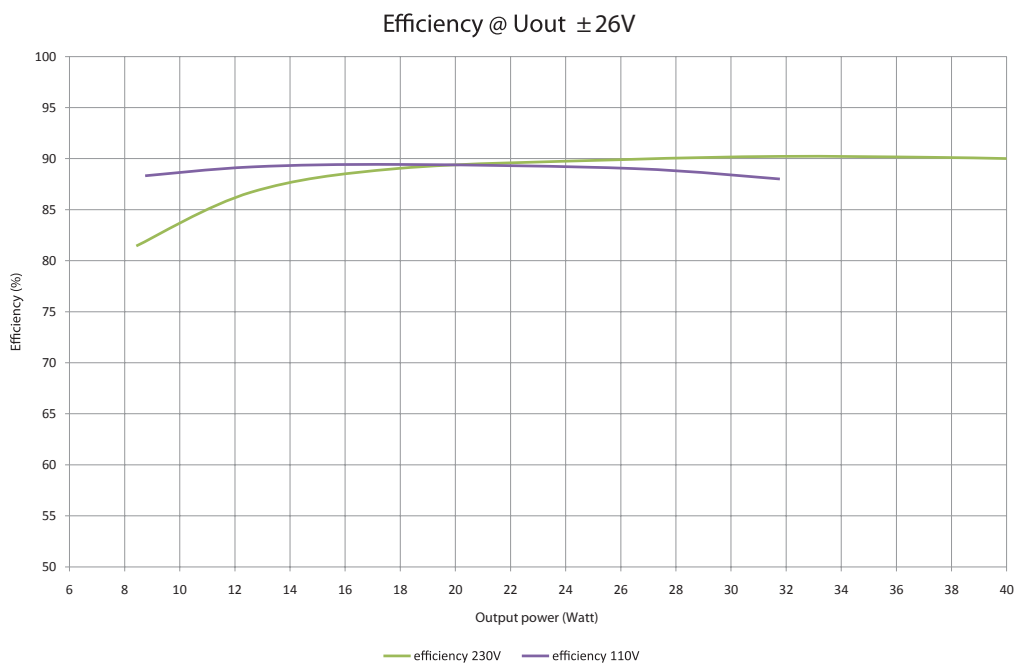
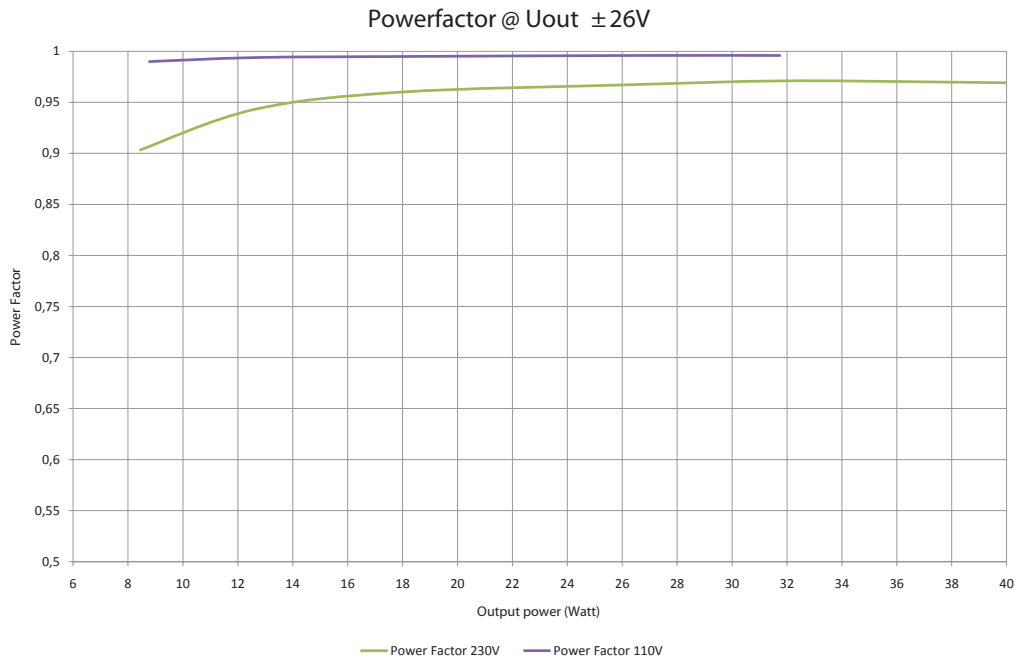


### Notes

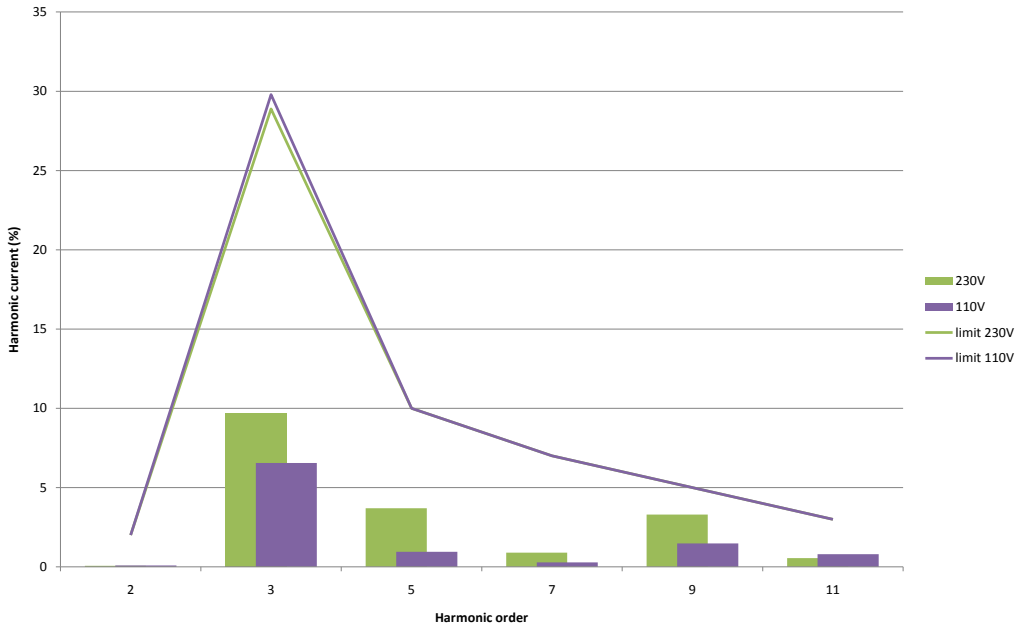
1. The LED driver must be installed by qualified electricians only!
2. Switch off the power supply before installation!
3. Switch off the power supply and wait five seconds before making any change in the secondary circuit! (e.g. replacing LED)
4. WATCH OUT: Check if the LED units to be connected are current or voltage type! If incorrectly connected, they can be damaged!
5. The LED driver is intended for indoor use only
6. The output is SELV equivalent and may never be combined with the mains cables.
7. At high built-in temperatures (>+40°C): Only mount on surfaces with good heat conductance.
8. The strain relieve is reversible. Use the straight side for flat wires. For round wires use the other side.

**Data sheets**

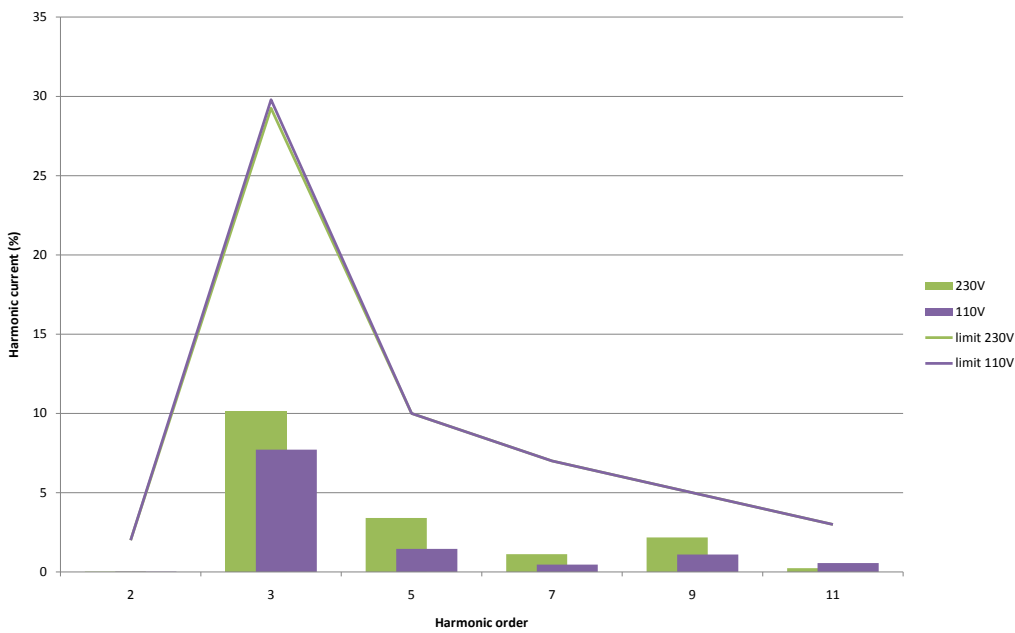
Some data sheets of this product are shown.



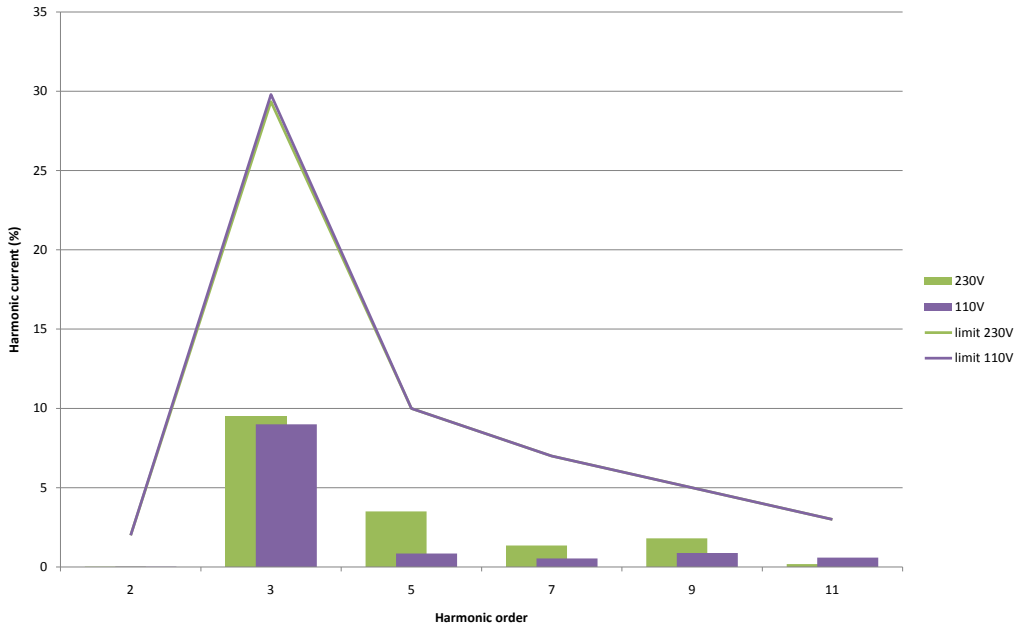
Harmonics 18Watt (limit according to IEC 61000-3-2 table 2)



Harmonics 27Watt (limit according to IEC 61000-3-2 table 2)



Harmonics 32Watt (limit according to IEC 61000-3-2 table 2)



Harmonics 40Watt (limit according to IEC 61000-3-2 table 2)

